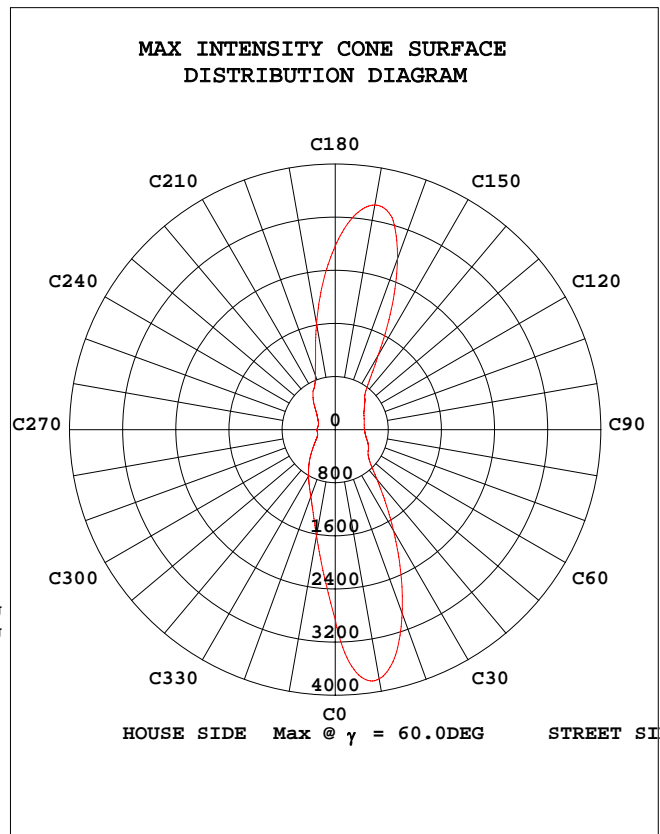
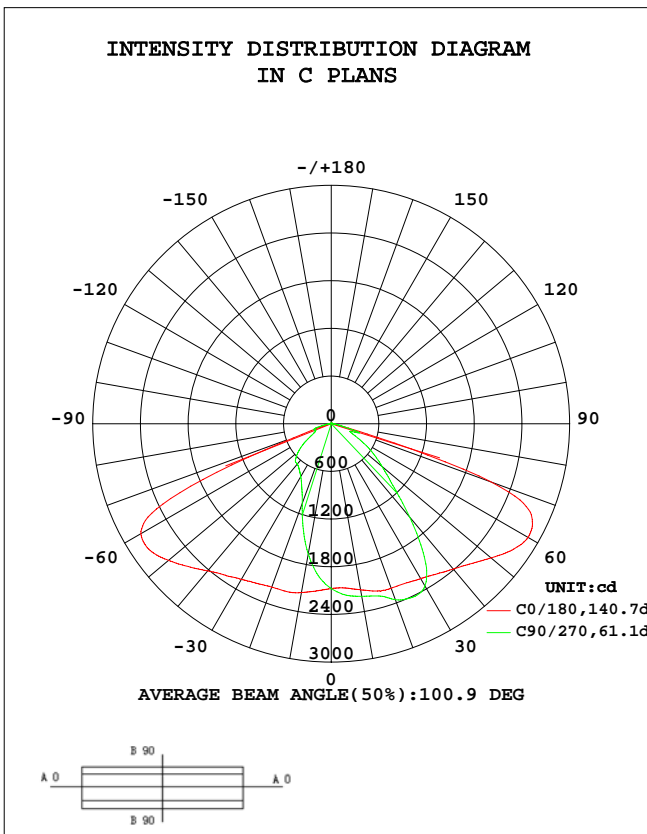


STREETLIGHT PHOTOMETRIC TEST REPORT

Test:U:220.5V I:0.2780A P:60.70W PF:0.9900 Lamp Flux:6105.12x1 lm		
NAME: 路灯	TYPE:室外	WEIGHT:2
SPEC.:LD4A-3-60W	DIM.:	SERIAL No.:
MFR.:	SUR.:	PROTECTION ANGLE:

DATA OF LAMP		PHOTOMETRIC DATA Eff: 100.58 lm/W			
MODEL	三星3030 6000K	I _{max} (cd)	3514	η street_up(%)	0.3
NOMINAL POWER(W)	60	LOR(%)	100.0	η street_down(%)	63.0
RATED VOLTAGE(V)	220	TOTAL FLUX(lm)	6105	η house_up(%)	0.4
NOMINAL FLUX(lm)	6105.12	MAXIMUM @(C,γ)	15,60.0	η house_down(%)	36.3
LAMPS INSIDE	1	η up(%)	0.7	76 FLASHAREA(m2)	0.00100
TEST VOLTAGE(V)	220.1	η down(%)	99.3	SLI	16.526



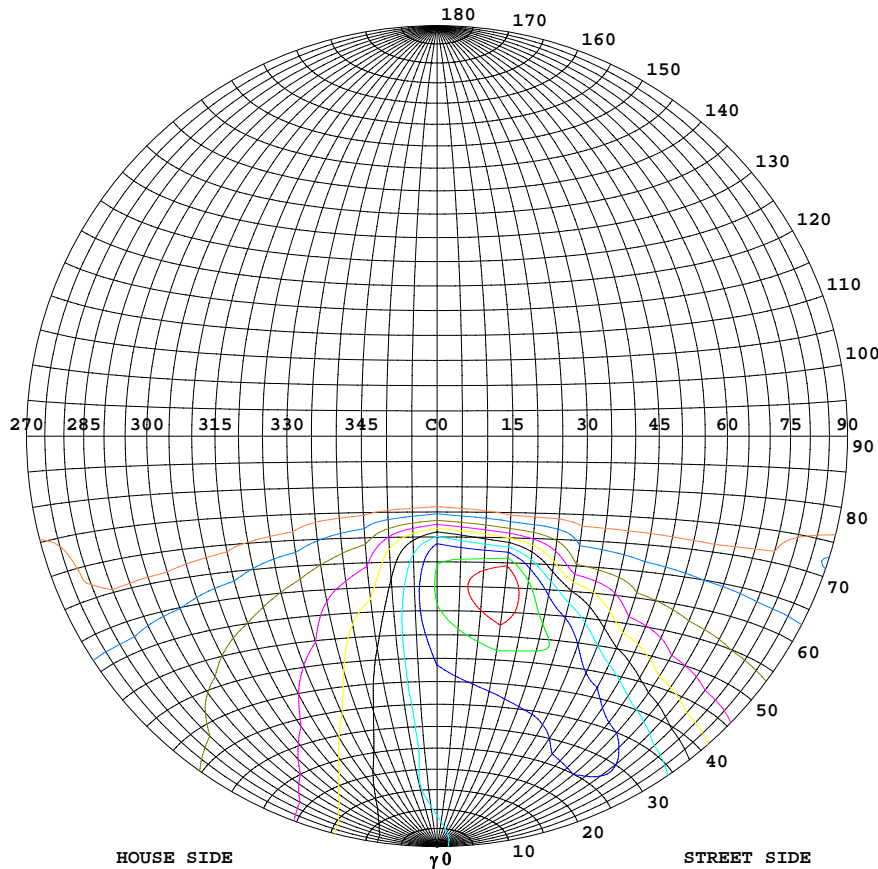
C Range: 0 - 360DEG
 C Interval: 15.0DEG
 Test Speed: HIGH
 Temperature:25.3DEG
 Operators:
 Test Date:2015-11-25

γ Range: 0 - 180DEG
 γ Interval: 0.5DEG
 Test System:EVERFINE GO-2000B_V1 SYSTEM V2.0.287
 Humidity:65.0%
 Test Distance:8.000m [K=1.0000]
 Remarks: 54合1 新透镜

Note: SLI:Specific Luminaire Index

STREETLIGHT ISOCANDELA DIAGRAM

Test:U:220.5V I:0.2780A P:60.70W PF:0.9900 Lamp Flux:6105.12x1 lm		
NAME: 路灯	TYPE:室外	WEIGHT:2
SPEC.:LD4A-3-60W	DIM.:	SERIAL No.:
MFR.:	SUR.:	PROTECTION ANGLE:



Classification:

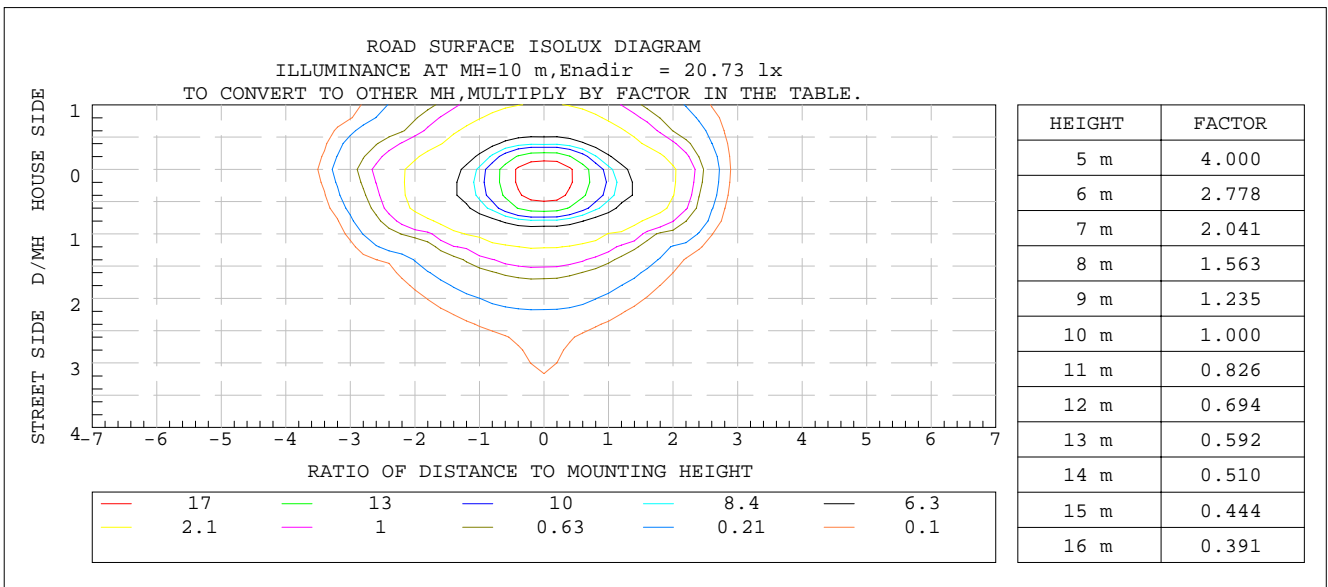
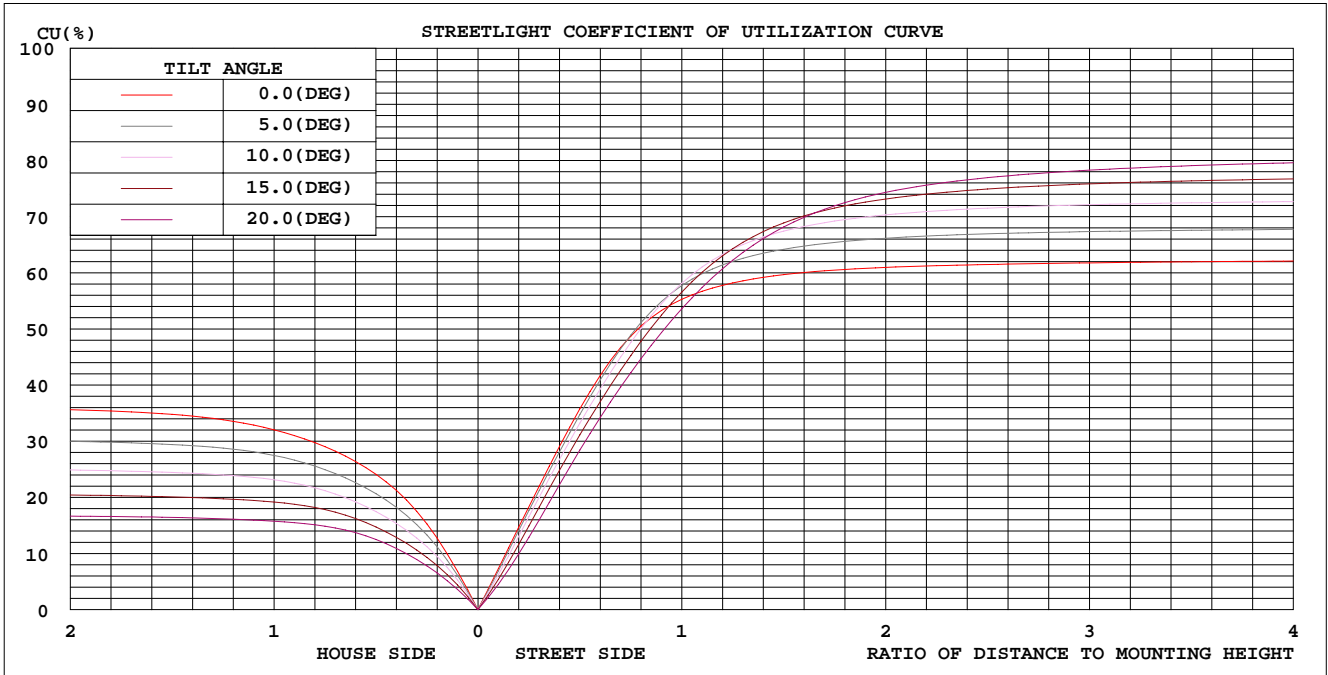
IES:Type I - Short
 CIE:Narrow - Intermediate
 IES:Cut-off
 CIE:Full cut-off
 Max.At80:17.88cd/klm
 Max.At90:5.112cd/klm
 Max.80-90:18.58cd/klm

ISOCANDELA DIAGRAM	
UNIT	cd
Imax=100%	3514
— 90%	3163
— 80%	2811
— 70%	2460
— 60%	2108
— 50%	1757
— 40%	1406
— 30%	1054
— 20%	703
— 10%	351
— 5%	176

C Range: 0 - 360DEG
 C Interval: 15.0DEG
 Test Speed: HIGH
 Temperature:25.3DEG
 Operators:
 Test Date:2015-11-25

γ Range: 0 - 180DEG
 γ Interval: 0.5DEG
 Test System:EVERFINE GO-2000B_V1 SYSTEM V2.0.287
 Humidity:65.0%
 Test Distance:8.000m [K=1.0000]
 Remarks: 54合1 新透镜

COEFFICIENT OF UTILIZATION CURVE
AND ISOLUX DIAGRAM



C Range: 0 - 360DEG
C Interval: 15.0DEG
Test Speed: HIGH
Temperature: 25.3DEG
Operators:
Test Date: 2015-11-25

γ Range: 0 - 180DEG
 γ Interval: 0.5DEG
Test System: EVERFINE GO-2000B_V1 SYSTEM V2.0.287
Humidity: 65.0%
Test Distance: 8.000m [K=1.0000]
Remarks: 54合1 新透镜

ZONAL FLUX DIAGRAM

Test:U:220.5V I:0.2780A P:60.70W PF:0.9900 Lamp Flux:6105.12x1 lm		
NAME: 路灯	TYPE:室外	WEIGHT:2
SPEC.:LD4A-3-60W	DIM.:	SERIAL No.:
MFR.:	SUR.:	PROTECTION ANGLE:

γ	C0	C45	C90	C135	C180	C225	C270	C315	γ	Φ zone	Φ total	%lum,lamp
5	2075	2144	2165	2169	2112	1993	1915	1968	0- 5	49.51	49.51	0.81,0.81
10	2122	2207	2204	2238	2157	1865	1667	1843	5- 10	146.9	196.4	3.22,3.22
15	2180	2256	2244	2288	2185	1696	1365	1684	10- 15	238.9	435.3	7.13,7.13
20	2203	2318	2356	2356	2188	1489	1070	1496	15- 20	322.9	758.2	12.4,12.4
25	2214	2427	2411	2397	2216	1284	880.1	1307	20- 25	400.9	1159	19,19
30	2250	2500	2357	2466	2261	1110	769.9	1144	25- 30	474.2	1633	26.8,26.8
35	2308	2574	2041	2530	2327	986.9	705.2	1026	30- 35	539.2	2173	35.6,35.6
40	2388	2534	1540	2471	2417	904.3	663.9	946.2	35- 40	584.9	2757	45.2,45.2
45	2489	2264	1098	2169	2542	838.6	637.5	876.0	40- 45	608.8	3366	55.1,55.1
50	2627	1779	832.8	1636	2675	766.2	534.9	804.6	45- 50	615.2	3982	65.2,65.2
55	2774	1193	636.0	1029	2782	632.8	405.7	705.7	50- 55	600.4	4582	75.1,75.1
60	2859	771.6	441.4	639.5	2766	416.5	276.2	517.1	55- 60	549.6	5131	84.1,84.1
65	2785	449.3	290.5	318.7	2229	228.4	221.0	271.5	60- 65	443.7	5575	91.3,91.3
70	2130	234.9	311.2	171.1	391.0	134.9	228.0	157.1	65- 70	277.0	5852	95.9,95.9
75	289.8	126.8	219.4	102.5	71.28	86.40	188.0	103.5	70- 75	115.6	5968	97.8,97.8
80	57.27	103.6	92.24	94.03	35.59	48.80	72.62	66.42	75- 80	49.93	6018	98.6,98.6
85	32.96	108.4	37.96	64.54	20.67	28.69	27.98	36.30	80- 85	30.43	6048	99.1,99.1
90	18.87	31.21	0.5905	19.10	11.31	10.56	3.669	18.31	85- 90	14.84	6063	99.3,99.3
95	13.24	9.220	0.7287	3.489	6.693	0.9550	0.7214	3.469	90- 95	5.486	6069	99.4,99.4
100	5.581	1.370	0.9648	1.583	3.876	1.512	1.023	1.095	95-100	1.650	6070	99.4,99.4
105	5.582	1.900	1.323	2.171	5.337	2.555	1.413	1.888	100-105	1.275	6071	99.4,99.4
110	7.055	2.507	1.730	2.837	6.708	3.910	1.939	3.051	105-110	1.718	6073	99.5,99.5
115	8.302	3.152	2.170	3.578	7.861	5.315	2.661	4.395	110-115	2.145	6075	99.5,99.5
120	9.344	3.840	2.647	4.375	8.711	6.648	3.638	5.727	115-120	2.514	6078	99.6,99.6
125	10.04	4.570	3.188	5.152	9.329	7.878	4.905	7.022	120-125	2.811	6081	99.6,99.6
130	10.57	5.328	3.790	5.879	9.927	8.954	6.318	8.289	125-130	3.027	6084	99.6,99.6
135	11.03	6.079	4.478	6.476	10.46	9.517	7.749	9.499	130-135	3.134	6087	99.7,99.7
140	11.25	6.816	5.253	6.979	11.10	9.856	9.109	10.56	135-140	3.131	6090	99.8,99.8
145	11.23	7.517	6.112	7.535	11.28	10.17	10.29	11.41	140-145	3.040	6093	99.8,99.8
150	11.12	8.250	7.117	8.168	11.13	10.79	11.21	12.08	145-150	2.858	6096	99.8,99.8
155	10.94	9.016	8.208	8.847	11.09	11.56	11.83	12.48	150-155	2.594	6098	99.9,99.9
160	10.97	9.796	9.330	9.551	11.19	12.33	12.41	12.74	155-160	2.265	6101	99.9,99.9
165	11.15	10.57	10.34	10.21	11.43	12.71	13.17	13.05	160-165	1.870	6103	100,100
170	11.49	11.31	11.33	11.00	11.75	12.82	13.72	13.25	165-170	1.405	6104	100,100
175	11.88	11.90	12.01	11.71	12.10	12.66	13.51	13.13	170-175	0.8746	6105	100,100
180	12.28	12.37	12.62	12.42	12.28	12.42	12.81	12.62	175-180	0.2969	6105	100,100
DEG	LUMINOUS INTENSITY:cd								UNIT:lm			

C Range: 0 - 360DEG
 C Interval: 15.0DEG
 Test Speed: HIGH
 Temperature:25.3DEG
 Operators:
 Test Date:2015-11-25

γ Range: 0 - 180DEG
 γ Interval: 0.5DEG
 Test System:EVERFINE GO-2000B_V1 SYSTEM V2.0.287
 Humidity:65.0%
 Test Distance:8.000m [K=1.0000]
 Remarks: 54合1 新透镜

ISOCANDELA DIAGRAM

Test:U:220.5V I:0.2780A P:60.70W PF:0.9900 Lamp Flux:6105.12x1 lm		
NAME: 路灯	TYPE:室外	WEIGHT:2
SPEC.:LD4A-3-60W	DIM.:	SERIAL No.:
MFR.:	SUR.:	PROTECTION ANGLE:

Conical surface Flux(90deg):

3366.3 lm

%lum = 55.1%

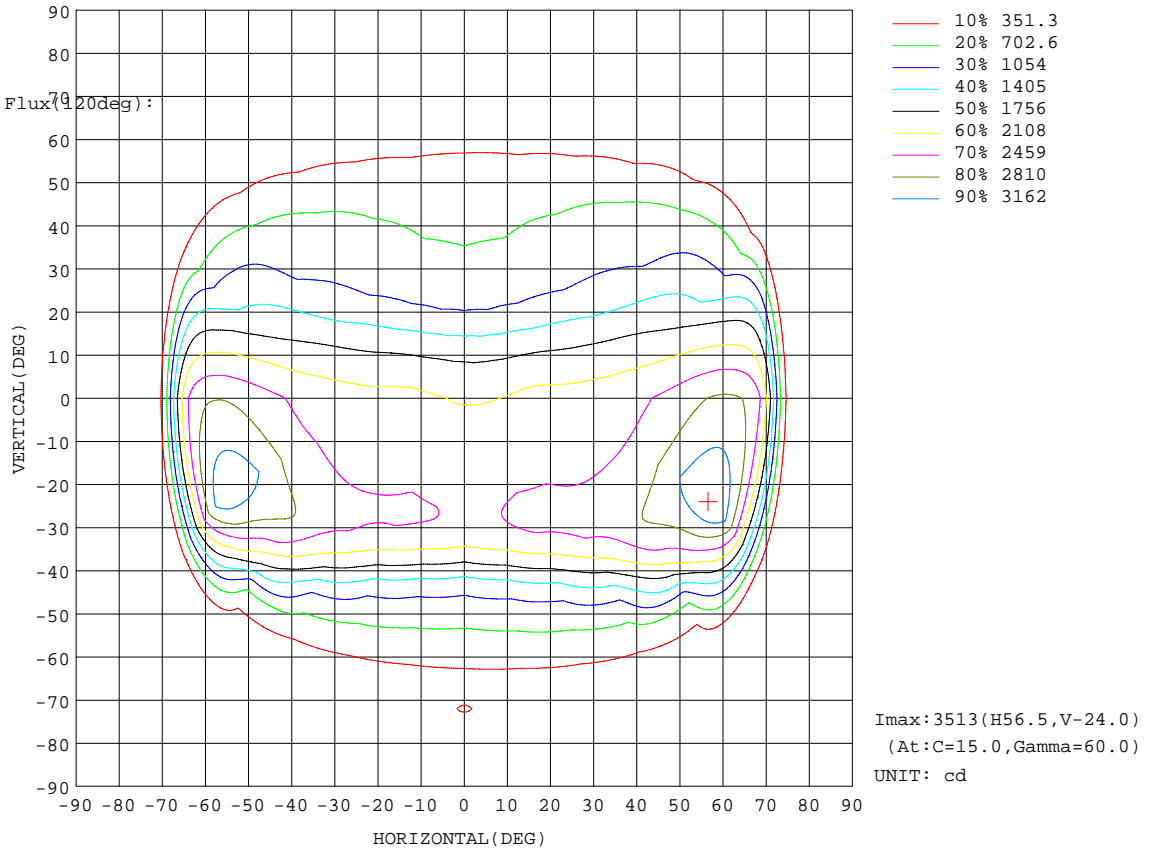
%lamp = 55.1%

Conical surface Flux(70deg):

5131.5 lm

%lum = 84.1%

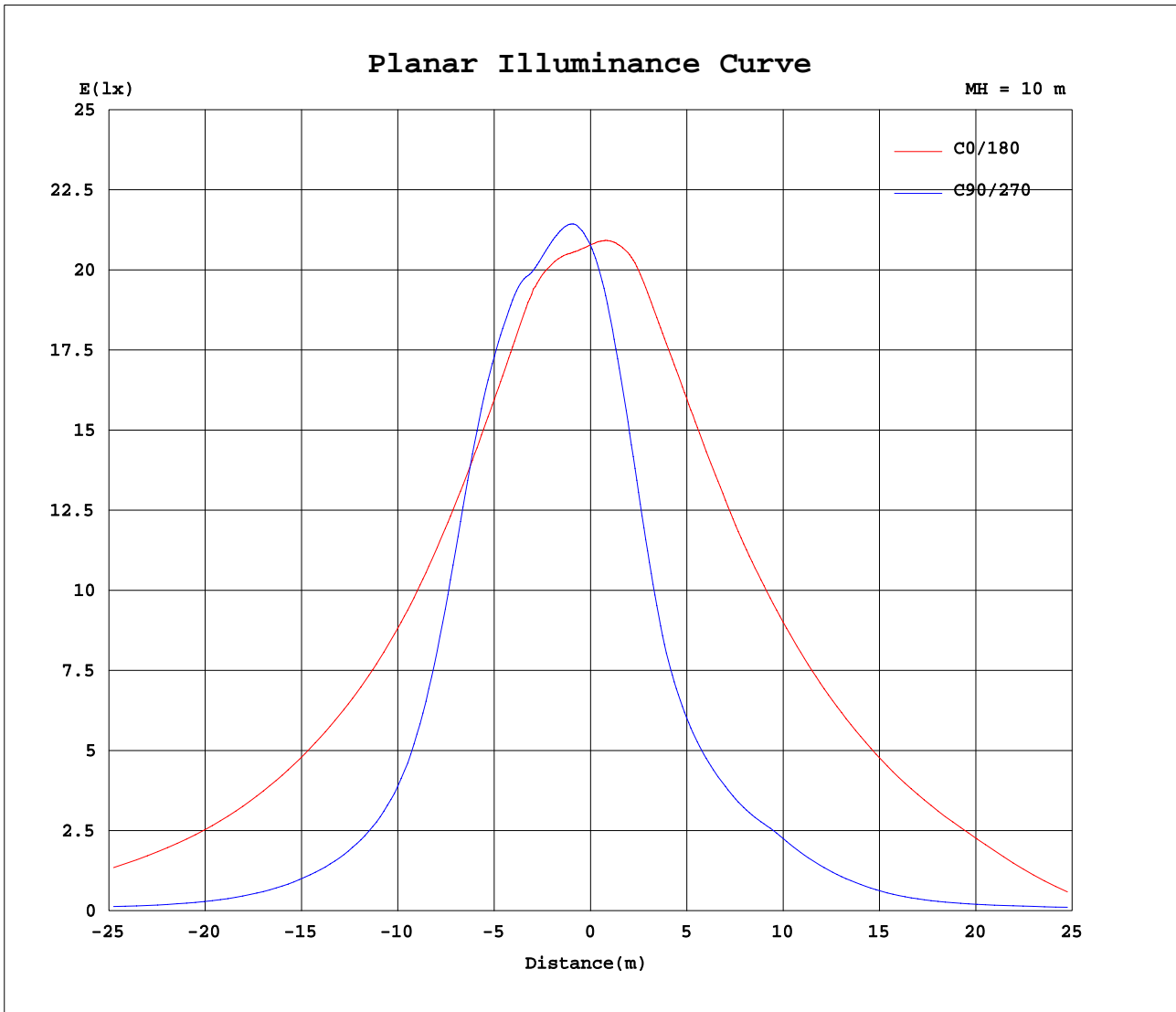
%lamp = 84.1%



C Range: 0 - 360DEG
 C Interval: 15.0DEG
 Test Speed: HIGH
 Temperature: 25.3DEG
 Operators:
 Test Date: 2015-11-25

γ Range: 0 - 180DEG
 γ Interval: 0.5DEG
 Test System: EVERFINE GO-2000B_V1 SYSTEM V2.0.287
 Humidity: 65.0%
 Test Distance: 8.000m [K=1.0000]
 Remarks: 54合1 新透镜

Planar Illuminance Curve



C Range: 0 - 360DEG
 C Interval: 15.0DEG
 Test Speed: HIGH
 Temperature: 25.3DEG
 Operators:
 Test Date: 2015-11-25

γ Range: 0 - 180DEG
 γ Interval: 0.5DEG
 Test System: EVERFINE GO-2000B_V1 SYSTEM V2.0.287
 Humidity: 65.0%
 Test Distance: 8.000m [K=1.0000]
 Remarks: 54合1 新透镜

LUMINOUS DISTRIBUTION INTENSITY DATA

Test:U:220.5V I:0.2780A P:60.70W PF:0.9900 Lamp Flux:6105.12x1 lm		
NAME: 路灯	TYPE:室外	WEIGHT:2
SPEC.:LD4A-3-60W	DIM.:	SERIAL No.:
MFR.:	SUR.:	PROTECTION ANGLE:

Table--1

UNIT: cd

C(DEG) γ (DEG)	0	15	30	45	60	75	90	105	120	135	150	165	180	195	210	225	240	255	270
0	2074	2074	2074	2074	2074	2074	2074	2074	2074	2074	2074	2074	2074	2074	2074	2074	2074	2074	2074
5	2075	2107	2130	2144	2154	2162	2165	2171	2172	2169	2158	2138	2112	2074	2034	1993	1955	1925	1915
10	2122	2178	2206	2207	2201	2204	2204	2217	2228	2238	2233	2207	2157	2077	1978	1865	1767	1693	1667
15	2180	2251	2265	2256	2245	2240	2244	2264	2277	2288	2287	2260	2185	2062	1893	1696	1525	1401	1365
20	2203	2282	2304	2318	2337	2347	2356	2375	2379	2356	2303	2276	2188	2015	1767	1489	1265	1116	1070
25	2214	2298	2334	2427	2457	2426	2411	2451	2463	2397	2328	2310	2216	1972	1621	1284	1049	919	880
30	2250	2329	2375	2500	2533	2424	2357	2443	2510	2466	2386	2356	2261	1934	1476	1110	912	804	770
35	2308	2380	2476	2574	2455	2189	2041	2183	2388	2530	2510	2456	2327	1882	1327	987	825	734	705
40	2388	2504	2619	2534	2113	1720	1540	1696	2026	2471	2665	2607	2417	1805	1191	904	763	686	664
45	2489	2701	2763	2264	1598	1232	1098	1200	1503	2169	2798	2862	2542	1716	1077	839	711	639	637
50	2627	3001	2768	1779	1123	914	833	890	1046	1636	2706	3181	2675	1589	975	766	629	548	535
55	2774	3328	2428	1193	827	698	636	668	763	1029	2164	3444	2782	1412	869	633	488	405	406
60	2859	3514	1757	772	579	485	441	452	498	640	1291	3308	2766	1151	671	417	302	264	276
65	2785	3040	751	449	349	306	291	292	282	319	462	2159	2229	752	376	228	184	175	221
70	2130	1401	287	235	205	202	311	188	173	171	178	370	391	309	186	135	124	120	228
75	290	149	125	127	133	136	219	127	121	103	91.2	91.4	71.3	111	99.5	86.4	89.4	85.7	188
80	57.3	67.3	74.8	104	109	87.9	92.2	81.0	95.7	94.0	57.9	53.3	35.6	59.1	50.7	48.8	60.4	56.7	72.6
85	33.0	44.0	45.2	108	69.8	44.6	38.0	40.6	50.4	64.5	30.6	34.6	20.7	26.9	31.4	28.7	27.9	25.7	28.0
90	18.9	27.1	24.7	31.2	23.8	18.8	0.59	16.2	18.3	19.1	17.6	17.8	11.3	13.4	13.7	10.6	9.97	6.89	3.67
95	13.2	11.7	9.06	9.22	6.59	5.91	0.73	4.53	2.40	3.49	5.71	8.23	6.69	7.99	4.64	0.95	0.77	0.75	0.72
100	5.58	3.15	1.85	1.37	1.08	1.02	0.96	1.07	1.19	1.58	2.50	4.31	3.88	3.89	2.85	1.51	1.12	1.03	1.02
105	5.58	4.31	2.65	1.90	1.51	1.39	1.32	1.42	1.64	2.17	3.48	5.68	5.34	5.50	4.39	2.55	1.67	1.46	1.41
110	7.05	5.57	3.55	2.51	1.99	1.82	1.73	1.85	2.15	2.84	4.52	7.09	6.71	7.00	5.93	3.91	2.50	2.04	1.94
115	8.30	6.77	4.46	3.15	2.52	2.27	2.17	2.32	2.69	3.58	5.53	8.31	7.86	8.08	7.19	5.32	3.59	2.84	2.66
120	9.34	7.71	5.33	3.84	3.09	2.76	2.65	2.83	3.28	4.38	6.49	9.17	8.71	8.96	8.26	6.65	4.89	3.93	3.64
125	10.0	8.45	6.18	4.57	3.67	3.30	3.19	3.41	3.86	5.15	7.34	9.92	9.33	9.66	9.33	7.88	6.21	5.28	4.90
130	10.6	9.23	6.97	5.33	4.32	3.90	3.79	4.05	4.52	5.88	7.94	10.2	9.93	9.94	9.93	8.95	7.42	6.75	6.32
135	11.0	9.80	7.66	6.08	5.05	4.61	4.48	4.75	5.20	6.48	8.30	10.1	10.5	10.0	10.1	9.52	8.51	8.15	7.75
140	11.2	10.0	8.26	6.82	5.83	5.40	5.25	5.51	5.94	6.98	8.53	9.90	11.1	10.7	10.2	9.86	9.44	9.43	9.11
145	11.2	10.1	8.68	7.52	6.66	6.24	6.11	6.33	6.74	7.54	8.68	9.73	11.3	11.4	10.8	10.2	10.2	10.4	10.3
150	11.1	10.2	9.12	8.25	7.58	7.19	7.12	7.29	7.64	8.17	8.78	9.73	11.1	11.7	11.4	10.8	10.8	11.1	11.2
155	10.9	10.3	9.62	9.02	8.50	8.24	8.21	8.33	8.56	8.85	9.26	9.92	11.1	11.7	11.9	11.6	11.6	11.7	11.8
160	11.0	10.7	10.2	9.80	9.47	9.32	9.33	9.36	9.43	9.55	9.76	10.3	11.2	11.7	12.2	12.3	12.4	12.3	12.4
165	11.1	11.1	10.8	10.6	10.3	10.3	10.3	10.3	10.2	10.2	10.4	10.7	11.4	11.8	12.3	12.7	13.0	13.1	13.2
170	11.5	11.5	11.4	11.3	11.2	11.3	11.3	11.2	11.0	11.0	11.0	11.2	11.8	12.0	12.4	12.8	13.1	13.5	13.7
175	11.9	12.0	11.9	11.9	11.9	12.0	12.0	11.9	11.8	11.7	11.6	11.8	12.1	12.1	12.4	12.7	12.9	13.2	13.5
180	12.3	12.3	12.3	12.4	12.4	12.5	12.6	12.6	12.5	12.4	12.3	12.3	12.3	12.3	12.3	12.4	12.5	12.7	12.8

C Range: 0 - 360DEG
 C Interval: 15.0DEG
 Test Speed: HIGH
 Temperature:25.3DEG
 Operators:
 Test Date:2015-11-25

γ Range: 0 - 180DEG
 γ Interval: 0.5DEG
 Test System:EVERFINE GO-2000B_V1 SYSTEM V2.0.287
 Humidity:65.0%
 Test Distance:8.000m [K=1.0000]
 Remarks: 54合1 新透镜

LUMINOUS DISTRIBUTION INTENSITY DATA

Test:U:220.5V I:0.2780A P:60.70W PF:0.9900 Lamp Flux:6105.12x1 lm		
NAME: 路灯	TYPE:室外	WEIGHT:2
SPEC.:LD4A-3-60W	DIM.:	SERIAL No.:
MFR.:	SUR.:	PROTECTION ANGLE:

Table--2

UNIT: cd

C(DEG) γ (DEG)	285	300	315	330	345														
0	2074	2074	2074	2074	2074														
5	1916	1937	1968	2006	2045														
10	1681	1746	1843	1955	2055														
15	1396	1514	1684	1885	2066														
20	1112	1262	1496	1784	2037														
25	919	1054	1307	1655	1997														
30	805	921	1144	1523	1965														
35	737	840	1026	1391	1924														
40	687	779	946	1267	1878														
45	647	724	876	1157	1805														
50	563	655	805	1049	1700														
55	431	537	706	941	1530														
60	275	344	517	808	1291														
65	182	200	271	543	1016														
70	127	134	157	225	543														
75	90.7	97.3	103	124	156														
80	61.4	69.8	66.4	73.1	77.6														
85	29.2	37.7	36.3	41.4	45.4														
90	10.4	14.9	18.3	25.2	21.2														
95	0.68	0.68	3.47	7.32	11.3														
100	0.97	0.97	1.10	1.90	2.88														
105	1.37	1.44	1.89	3.22	4.26														
110	1.93	2.15	3.05	4.72	5.80														
115	2.69	3.13	4.39	6.07	7.10														
120	3.69	4.35	5.73	7.26	8.25														
125	4.96	5.65	7.02	8.45	9.11														
130	6.33	6.96	8.29	9.67	9.96														
135	7.73	8.24	9.50	10.8	10.6														
140	9.07	9.47	10.6	11.6	11.0														
145	10.3	10.6	11.4	12.1	11.6														
150	11.3	11.6	12.1	12.4	12.0														
155	12.0	12.3	12.5	12.7	12.3														
160	12.5	12.7	12.7	12.8	12.4														
165	13.1	13.2	13.0	12.9	12.4														
170	13.7	13.5	13.3	13.0	12.5														
175	13.5	13.3	13.1	12.8	12.5														
180	12.8	12.8	12.6	12.4	12.4														

C Range: 0 - 360DEG
 C Interval: 15.0DEG
 Test Speed: HIGH
 Temperature:25.3DEG
 Operators:
 Test Date:2015-11-25

γ Range: 0 - 180DEG
 γ Interval: 0.5DEG
 Test System:EVERFINE GO-2000B_V1 SYSTEM V2.0.287
 Humidity:65.0%
 Test Distance:8.000m [K=1.0000]
 Remarks: 54合1 新透镜